

A photograph of a modern kitchen featuring bright yellow cabinetry. The cabinets are sleek and minimalist, with thin silver-colored horizontal accents. A window with a white frame is visible on the left side, allowing natural light to illuminate the scene. The overall aesthetic is clean and professional.

V A U L T

DESIGNER SERIES
SLEEK PROFESSIONAL PERFORMANCE

IN THE MEDIA

WIDELY ACKNOWLEDGED FOR CREATING
GARAGES OF UNCOMPROMISING ELEGANCE & QUALITY



CUSTOM GARAGE DESIGNED BY CHAD HAAS & FURNISHED WITH DESIGNER SERIES CABINETS, PORCELAIN TILES AND LUMINAIRES BY VAULT.

*"Quality is the raison d'être of everything in the Vault catalogs...
[offering] a line of product from which you can create the garage of your dreams."*

"Elegantly styled and impeccably finished, the Vault is the Ferrari of metal cabinets."


*"Each cabinet (interior) from Vault is crafted using premium-grade 304-alloy stainless steel
and is hand-assembled for unmatched sturdiness."*



VAULT
DESIGNER SERIES
SLEEK PROFESSIONAL PERFORMANCE

BESPOKE MADE-TO-ORDER CABINETS
UNPARALLELED QUALITY & PERFORMANCE

The distinctive Designer Series by VAULT® are unmatched in their beauty, quality, performance, reliability & longevity. Using only the highest quality materials available to handcraft this world-class line of storage cabinets, the bustling factory where each cabinet is made is a mix of state-of-the-art manufacturing combined with skilled journeymen & metalworkers who work their magic to make everything come together.



ULTRA PREMIUM FEATURES

CONCEALED HINGES by Blum®



All VAULT® cabinet doors feature fully adjustable, European-style door hinges by BLUM®.

Nickel-plated for long life and durability, the self-closing mechanism closes doors with a subtle push without the need for catches or cheap magnets that can break or fall off.

BLUM®'s easy-to-use depth adjustment makes sure that your cabinet doors stay perfectly aligned forever.



FULL EXTENSION DRAWERS by Knap & Vogt®



Suspended by heavy-duty ball bearing drawer slides by KNAPE & VOGT® (100lb weight class per slide), fully loaded drawers open and close with ease.

All VAULT® cabinets feature full extension drawers, so you can easily gain access the furthest reaches of each drawer.

[Slides may be upgraded to 250lb weight class as an option for extreme-duty applications.]



UNLIMITED DOOR/DRAWER OPENING CHOICES



Often copied in their design, our signature handles are machined from solid metal, not cheap extruded aluminum or plastic common on many other cabinets and tool chests. These handles have a strength and integrity that can be felt. Our full-length handle provides easy finger-grip access from below or thumb-grip from the top.

VAULT® handles are available in two different profiles and your choice of brushed metal (standard) or a variety of anodized color finishes (upgrade).

You can also order your cabinets without handles *OR* have us install a specific knob, handle or drawer-pull you'd prefer instead.

Only VAULT® lets you customize your cabinets exactly the way you envision them.

ULTRA PREMIUM FEATURES

STAINLESS STEEL CONSTRUCTION



Storage cabinets require a higher level of construction quality from kitchen or closet cabinets. They are located in harsher environments, store much heavier weights and take a great deal of abuse.

VAULT® is the only cabinetmaker to offer stainless steel construction. Unparalleled in its beauty, the bright, easy-to-maintain surface of stainless provides a modern, attractive appearance that is resistant to corrosion and rust. The high strength, impact resistance and easy cleaning ability of furniture-grade (Type 304) stainless make it the best raw material choice for storage cabinets.

INFINITELY SERVICEABLE TO LAST A LIFETIME OF USE



The Designer Series storage system was designed to be indefinitely serviceable. In the unlikely event you damage a cabinet part, we have taken this into account into the design of your cabinetry so that a new part can be easily replaced without having to dispose of the entire cabinet or live with a damaged or unsightly one. All drawers, shelves, doors, handles and drawer faces can be easily replaced with new parts, meaning that there is no reason why your VAULT® cabinets shouldn't last several lifetimes of use.

ULTRA PREMIUM FEATURES

DOUBLE-WALL CONSTRUCTION



Exterior panels are manufactured from 20-gauge powder-coated steel; interior panels constructed from 18-gauge Furniture-Grade Stainless Steel (Type 304). Exterior panels are reinforced with stiffening flanges for added rigidity and quiet operation.

FURNITURE-GRADE POWDER COATED FINISH




Furniture-grade powder coating provides a durable and easy-to-clean exterior finish. Available standard in six eye-catching colors OR the custom color of your choice.

'All' stainless steel construction for clean room and hospital environments is available as an option.

Only Vault® lets you customize your metal cabinets exactly as you dream them.




AZUR BLUE



CORSA GIALLO




CORSA ROSSO



GRAPHITE METALLIC



STARLIGHT BLACK



QUICKSILVER METALLIC

ULTRA PREMIUM FEATURES

MODULAR DESIGN & QUICK RELEASE INSTALLATION



Designer Series cabinets are mounted on VAULT® proprietary hanger bracket system, which makes installation of these pre-assembled cabinets a breeze.

Our “Quick-Release” makes re-configuring their position a snap. Simply remove the cabinet and re-hang, just like you would adjust a picture frame on a wall.

Unlike built-in cabinets that stay behind, another feature of VAULT® cabinets is that you can take them with you in the event you relocate. Simply remove them from the “Quick-Release” system and move them to the new location.

INTERIOR & COUNTERTOP SURFACE OPTIONS



G90 GALVANIZED INTERIOR, COUNTERTOP AND BACKSPLASH ARE SHOWN

VAULT® lets you choose which interior and countertop surface best meets your needs:

Brushed Stainless Steel Interior & Countertop - This commercial-grade material is extremely durable and nearly indestructible. Its smooth, non-corrosive surface makes it easy to clean & maintain and daily wear and tear will create a nice patina over years of use.

G90 (Galvanized) Steel Interior & Countertop - This metal offers excellent corrosion resistance and is considered an acceptable exterior grade material.

24" - WIDE BASE CABINET (WITH SINGLE DOOR)

DESIGNER SERIES PRODUCT NUMBER: DES-24BASE

24" WIDE
24" DEEP
31" TALL



This lower base cabinet by Vault® is a great storage cabinet to store cleaning supplies, gallon containers and other bulky household items you want within close reach and organized neatly behind a door. Door can be ordered "Left" or "Right-Side" operation.

CABINET FEATURES

- FULL STAINLESS STEEL INTERIORS - Drawer bodies/shelving/interiors are manufactured from the highest quality stainless steel (Type 304). *[Option: Galvanized (G90) interiors are available as an option.]*
- DOOR HINGES - Fully adjustable, European-style door hinges are nickel-plated for long life & durability.
- DOUBLE-WALL CONSTRUCTION - Exterior panels constructed from 20-gauge powder-coated steel; interior panels constructed from 18-gauge stainless and reinforced to form a rigid, solid cabinet.
- EXTERIOR FINISH - Furniture-grade powder coating provides a durable finish.
- HEAVY-DUTY CONSTRUCTION - Welded door/top/shelves forge rigid componentry.
- SOLID METAL HANDLES - Vault's® signature handles are available in your choice of several profiles & finish options.
- "QUIK-MOUNT" - Cabinets mount on Vault's® proprietary hanger bracket system, allowing "quick-release" to reposition easily or transport in the event of a move.
- INFINITELY SERVICEABLE - Vault® cabinets are designed to be infinitely serviceable. Parts such as drawer faces/doors, shelves, drawers, and surfaces can be replaced with new parts, meaning your investment in a Vault® cabinet will last a lifetime of use.

36" - WIDE BASE CABINET

DESIGNER SERIES PRODUCT NUMBER: DES-36BASE

36" WIDE
24" DEEP
31" TALL



This lower base cabinet by Vault® is one of our most popular cabinets. At three feet wide, this cabinet provides enormous storage space to store cleaning supplies, gallon containers and other bulky household items you want within close reach and organized neatly behind a door.

CABINET FEATURES

- FULL STAINLESS STEEL INTERIORS - Drawer bodies/shelving/interiors are manufactured from the highest quality stainless steel (Type 304). *[Option: Galvanized (G90) interiors are available as an option.]*
- DOOR HINGES - Fully adjustable, European-style door hinges are nickel-plated for long life & durability.
- DOUBLE-WALL CONSTRUCTION - Exterior panels constructed from 20-gauge powder-coated steel; interior panels constructed from 18-gauge stainless and reinforced to form a rigid, solid cabinet.
- EXTERIOR FINISH - Furniture-grade powder coating provides a durable finish.
- HEAVY-DUTY CONSTRUCTION - Welded door/top/shelves forge rigid componentry.
- SOLID METAL HANDLES - Vault's® signature handles are available in your choice of several profiles & finish options.
- "QUIK-MOUNT" - Cabinets mount on Vault's® proprietary hanger bracket system, allowing "quick-release" to reposition easily or transport in the event of a move.
- INFINITELY SERVICEABLE - Vault® cabinets are designed to be infinitely serviceable. Parts such as drawer faces/doors, shelves, drawers, and surfaces can be replaced with new parts, meaning your investment in a Vault® cabinet will last a lifetime of use.

48" - WIDE BASE CABINET

DESIGNER SERIES PRODUCT NUMBER: DES48BASE

48" WIDE
24" DEEP
31" TALL



This lower base cabinet by Vault® is one of our most popular cabinets. At four feet wide, this cabinet provides enormous storage space to store cleaning supplies, gallon containers and other bulky household items you want within close reach and organized neatly behind a door.

CABINET FEATURES

- FULL STAINLESS STEEL INTERIORS - Drawer bodies/shelving/interiors are manufactured from the highest quality stainless steel (Type 304). *[Option: Galvanized (G90) interiors are available as an option.]*
- DOOR HINGES - Fully adjustable, European-style door hinges are nickel-plated for long life & durability.
- DOUBLE-WALL CONSTRUCTION - Exterior panels constructed from 20-gauge powder-coated steel; interior panels constructed from 18-gauge stainless and reinforced to form a rigid, solid cabinet.
- EXTERIOR FINISH - Furniture-grade powder coating provides a durable finish.
- HEAVY-DUTY CONSTRUCTION - Welded door/top/shelves forge rigid componentry.
- SOLID METAL HANDLES - Vault's® signature handles are available in your choice of several profiles & finish options.
- "QUIK-MOUNT" - Cabinets mount on Vault's® proprietary hanger bracket system, allowing "quick-release" to reposition easily or transport in the event of a move.
- INFINITELY SERVICEABLE - Vault® cabinets are designed to be infinitely serviceable. Parts such as drawer faces/doors, shelves, drawers, and surfaces can be replaced with new parts, meaning your investment in a Vault® cabinet will last a lifetime of use.

24" - W I D E B A S E C A B I N E T
(W I T H S I N G L E D R A W E R & D O O R)
D E S I G N E R S E R I E S P R O D U C T N U M B E R : B 2 4

24" W I D E
24" D E E P
31" T A L L



This lower base cabinet has one (1) large 7.5"-tall drawer that is ideal for storing bulky items (such as hand-held power tools/cordless tools, etc.) and a larger storage area with an adjustable shelf for ultimate storage flexibility. Door can be ordered "Left" or "Right-Side" operation.

C A B I N E T F E A T U R E S

- FULL STAINLESS STEEL INTERIORS - Drawer bodies/shelving/interiors are manufactured from the highest quality stainless steel (Type 304). [Option: Galvanized (G90) interiors are available as an option.]
- DOOR HINGES - Fully adjustable, European-style door hinges are nickel-plated for long life & durability.
- BALL BEARING DRAWER SLIDES - Single drawer operate smoothly on heavy-duty ball-bearing slides (100lb weight class per slide).
- DOUBLE-WALL CONSTRUCTION - Exterior panels constructed from 20-gauge powder-coated steel; interior panels constructed from 18-gauge stainless and reinforced to form a rigid, solid cabinet.
- EXTERIOR FINISH - Furniture-grade powder coating provides a durable finish.
- HEAVY-DUTY CONSTRUCTION - Welded door/top/shelves forge rigid componentry.
- SOLID METAL HANDLES - Vault's® signature handles are available in your choice of several profiles & finish options.
- "QUIK-MOUNT" - Cabinets mount on Vault's® proprietary hanger bracket system, allowing "quick-release" to reposition easily or transport in the event of a move.
- INFINITELY SERVICEABLE - Vault® cabinets are designed to be infinitely serviceable. Parts such as drawer faces/doors, shelves, drawers, and surfaces can be replaced with new parts, meaning your investment in a Vault® cabinet will last a lifetime of use.

24" - WIDE BASE CABINET (WITH FOUR DRAWERS)

DESIGNER SERIES PRODUCT NUMBER: DB24-4

24" WIDE
24" DEEP
31" TALL



This lower base cabinet by Vault® has four (4) large 7.5"-tall drawers that are ideal for storing bulky items, particularly hand-held power tools such as circular saws, cordless tools, etc.

CABINET FEATURES

- FULL STAINLESS STEEL INTERIORS - Drawer bodies/shelving/interiors are manufactured from the highest quality stainless steel (Type 304). [Option: Galvanized (G90) interiors are available as an option.]
- BALL BEARING DRAWER SLIDES - Drawers operate smoothly on heavy-duty ball-bearing slides (100lb weight class per slide).
- DOUBLE-WALL CONSTRUCTION - Exterior panels constructed from 20-gauge powder-coated steel; interior panels constructed from 18-gauge stainless and reinforced to form a rigid, solid cabinet.
- EXTERIOR FINISH - Furniture-grade powder coating provides a durable finish.
- HEAVY-DUTY CONSTRUCTION - Welded door/top/shelves forge rigid componentry.
- SOLID METAL HANDLES - Vault's® signature handles are available in your choice of several profiles & finish options.
- "QUICK-MOUNT" - Cabinets mount on Vault's® proprietary hanger bracket system, allowing "quick-release" to reposition easily or transport in the event of a move.
- INFINITELY SERVICEABLE - Vault® cabinets are designed to be infinitely serviceable. Parts such as drawer faces/doors, shelves, drawers, and surfaces can be replaced with new parts, meaning your investment in a Vault® cabinet will last a lifetime of use.

24" - WIDE BASE CABINET (WITH SIX DRAWERS)

DESIGNER SERIES PRODUCT NUMBER: DB24-6

24" WIDE
24" DEEP
31" TALL



This six-drawer base cabinet is one of our most versatile tool storage cabinets. With two different drawer sizes, it is able to store hand tools, fasteners and small power tools all in one cabinet.

The four (4) 3.5"-tall drawers are perfect for organizing fasteners and hand tools like wrenches, ratchets, screwdrivers, and sockets. The two (2) larger 7.0"-tall drawer height are perfect for storing small power tools, such as cordless tools, handheld tools and air tools.

CABINET FEATURES

- **FULL STAINLESS STEEL INTERIORS** - Drawer bodies/shelving/interiors are manufactured from the highest quality stainless steel (Type 304). [Option: Galvanized (G90) interiors are available as an option.]
- **BALL BEARING DRAWER SLIDES** - Drawers operate smoothly on heavy-duty ball-bearing slides (100lb weight class per slide).
- **DOUBLE-WALL CONSTRUCTION** - Exterior panels constructed from 20-gauge powder-coated steel; interior panels constructed from 18-gauge stainless and reinforced to form a rigid, solid cabinet.
- **EXTERIOR FINISH** - Furniture-grade powder coating provides a durable finish.
- **HEAVY-DUTY CONSTRUCTION** - Welded door/top/shelves forge rigid componentry.
- **SOLID METAL HANDLES** - Vault's® signature handles are available in your choice of several profiles & finish options.
- **"QUICK-MOUNT"** - Cabinets mount on Vault's® proprietary hanger bracket system, allowing "quick-release" to reposition easily or transport in the event of a move.
- **INFINITELY SERVICEABLE** - Vault® cabinets are designed to be infinitely serviceable. Parts such as drawer faces/doors, shelves, drawers, and surfaces can be replaced with new parts, meaning your investment in a Vault® cabinet will last a lifetime of use.

24" - WIDE BASE CABINET (WITH EIGHT DRAWERS)

DESIGNER SERIES PRODUCT NUMBER: DB24-8

24" WIDE
24" DEEP
31" TALL



This lower base cabinet by Vault® has eight (8) small 3.5" tall drawers that are ideal for storing hand tools (screwdrivers, sockets sets, pliers, etc) or small fasteners (nuts, bolts, screws).

CABINET FEATURES

- FULL STAINLESS STEEL INTERIORS - Drawer bodies/shelving/interiors are manufactured from the highest quality stainless steel (Type 304). [Option: Galvanized (G90) interiors are available as an option.]
- BALL BEARING DRAWER SLIDES - Drawers operate smoothly on heavy-duty ball-bearing slides (100lb weight class per slide).
- DOUBLE-WALL CONSTRUCTION – Exterior panels constructed from 20-gauge powder-coated steel; interior panels constructed from 18-gauge stainless and reinforced to form a rigid, solid cabinet.
- EXTERIOR FINISH - Furniture-grade powder coating provides a durable finish.
- HEAVY-DUTY CONSTRUCTION - Welded door/top/shelves forge rigid componentry.
- SOLID METAL HANDLES - Vault's® signature handles are available in your choice of several profiles & finish options.
- "QUICK-MOUNT" - Cabinets mount on Vault's® proprietary hanger bracket system, allowing "quick-release" to reposition easily or transport in the event of a move.
- INFINITELY SERVICEABLE - Vault® cabinets are designed to be infinitely serviceable. Parts such as drawer faces/doors, shelves, drawers, and surfaces can be replaced with new parts, meaning your investment in a Vault® cabinet will last a lifetime of use.

36" - WIDE BASE CABINET (WITH EIGHT DRAWERS)

DESIGNER SERIES PRODUCT NUMBER: DB36-8

36" WIDE
24" DEEP
31" TALL



Our 36" wide tool chest is the only base cabinet you will need to store all of your hand tools (screwdrivers, sockets sets, pliers, etc) or small fasteners (nuts, bolts, screws). Its extra-wide width allows long tools, such as breaker bars and socket extensions, that do not fit in normal tool boxes.

CABINET FEATURES

- FULL STAINLESS STEEL INTERIORS - Drawer bodies/shelving/interiors are manufactured from the highest quality stainless steel (Type 304). [Option: Galvanized (G90) interiors are available as an option.]
- BALL BEARING DRAWER SLIDES - Drawers operate smoothly on heavy-duty ball-bearing slides (100lb weight class per slide).
- DOUBLE-WALL CONSTRUCTION - Exterior panels constructed from 20-gauge powder-coated steel; interior panels constructed from 18-gauge stainless and reinforced to form a rigid, solid cabinet.
- EXTERIOR FINISH - Furniture-grade powder coating provides a durable finish.
- HEAVY-DUTY CONSTRUCTION - Welded door/top/shelves form rigid componentry.
- SOLID METAL HANDLES - Vault's® signature handles are available in your choice of several profiles & finish options.
- "QUIK-MOUNT" - Cabinets mount on Vault's® proprietary hanger bracket system, allowing "quick-release" to reposition easily or transport in the event of a move.
- INFINITELY SERVICEABLE - Vault® cabinets are designed to be infinitely serviceable. Parts such as drawer faces/doors, shelves, drawers, and surfaces can be replaced with new parts, meaning your investment in a Vault® cabinet will last a lifetime of use.

24" - WIDE WALL CABINET

DESIGNER SERIES PRODUCT NUMBER: W2431

24" WIDE
12" DEEP
31" TALL



This wall cabinet is a perfect way to organize chemicals, spray paints and flammable liquids safely behind closed doors. At 31" tall, the Designer Series is taller than most wall cabinets and offers an ample amount of storage in only 12" of depth. Comes with one adjustable shelf.

CABINET FEATURES

- FULL STAINLESS STEEL INTERIORS - Drawer bodies/shelving/interiors are manufactured from the highest quality stainless steel (Type 304). *[Option: Galvanized (G90) interiors are available as an option.]*
- DOOR HINGES - Fully adjustable, European-style door hinges are nickel-plated for long life & durability.
- DOUBLE-WALL CONSTRUCTION - Exterior panels constructed from 20-gauge powder-coated steel; interior panels constructed from 18-gauge stainless and reinforced to form a rigid, solid cabinet.
- EXTERIOR FINISH - Furniture-grade powder coating provides a durable finish.
- HEAVY-DUTY CONSTRUCTION - Welded door/top/shelves forge rigid componentry.
- SOLID METAL HANDLES - Vault's® signature handles are available in your choice of several profiles & finish options.
- "QUIK-MOUNT" - Cabinets mount on Vault's® proprietary hanger bracket system, allowing "quick-release" to reposition easily or transport in the event of a move.
- INFINITELY SERVICEABLE - Vault® cabinets are designed to be infinitely serviceable. Parts such as drawer faces/doors, shelves, drawers, and surfaces can be replaced with new parts, meaning your investment in a Vault® cabinet will last a lifetime of use.

36" - WIDE WALL CABINET

DESIGNER SERIES PRODUCT NUMBER: W3631

36" WIDE
12" DEEP
31" TALL



Take back the space above your work area by adding a bank of these wall cabinets by Vault®. At 31" tall, the Designer Series is taller than most wall cabinets and offers a massive amount of storage space in only 12" of depth, perfect for organizing cleaners, aerosol cans, and flammable liquids safely behind closed doors. Comes with one adjustable shelf.

CABINET FEATURES

- FULL STAINLESS STEEL INTERIORS - Drawer bodies/shelving/interiors are manufactured from the highest quality stainless steel (Type 304). *[Option: Galvanized (G90) interiors are available as an option.]*
- DOOR HINGES - Fully adjustable, European-style door hinges are nickel-plated for long life & durability.
- DOUBLE-WALL CONSTRUCTION - Exterior panels constructed from 20-gauge powder-coated steel; interior panels constructed from 18-gauge stainless and reinforced to form a rigid, solid cabinet.
- EXTERIOR FINISH - Furniture-grade powder coating provides a durable finish.
- HEAVY-DUTY CONSTRUCTION - Welded door/top/shelves forge rigid componentry.
- SOLID METAL HANDLES - Vault's® signature handles are available in your choice of several profiles & finish options.
- "QUIK-MOUNT" - Cabinets mount on Vault's® proprietary hanger bracket system, allowing "quick-release" to reposition easily or transport in the event of a move.
- INFINITELY SERVICEABLE - Vault® cabinets are designed to be infinitely serviceable. Parts such as drawer faces/doors, shelves, drawers, and surfaces can be replaced with new parts, meaning your investment in a Vault® cabinet will last a lifetime of use.

48" - WIDE WALL CABINET

DESIGNER SERIES PRODUCT NUMBER: W4831

48" WIDE
12" DEEP
31" TALL



Take back the space above your work area by adding a bank of these wall cabinets by Vault®. At 31" tall, the Designer Series is taller than most wall cabinets and offers a massive amount of storage space in only 12" of depth, perfect for organizing cleaners, aerosol cans, and flammable liquids safely behind closed doors. Comes with one adjustable shelf.

CABINET FEATURES

- FULL STAINLESS STEEL INTERIORS - Drawer bodies/shelving/interiors are manufactured from the highest quality stainless steel (Type 304). *[Option: Galvanized (G90) interiors are available as an option.]*
- DOOR HINGES - Fully adjustable, European-style door hinges are nickel-plated for long life & durability.
- DOUBLE-WALL CONSTRUCTION - Exterior panels constructed from 20-gauge powder-coated steel; interior panels constructed from 18-gauge stainless and reinforced to form a rigid, solid cabinet.
- EXTERIOR FINISH - Furniture-grade powder coating provides a durable finish.
- HEAVY-DUTY CONSTRUCTION - Welded door/top/shelves forge rigid componentry.
- SOLID METAL HANDLES - Vault's® signature handles are available in your choice of several profiles & finish options.
- "QUIK-MOUNT" - Cabinets mount on Vault's® proprietary hanger bracket system, allowing "quick-release" to reposition easily or transport in the event of a move.
- INFINITELY SERVICEABLE - Vault® cabinets are designed to be infinitely serviceable. Parts such as drawer faces/doors, shelves, drawers, and surfaces can be replaced with new parts, meaning your investment in a Vault® cabinet will last a lifetime of use.

24" - W I D E C H E S T A R M O I R E
D E S I G N E R S E R I E S P R O D U C T N U M B E R : T C 2 4

24" W I D E
24" D E E P
84" T A L L



The slim proportions of this 24"-wide Armoire will fit into tight spaces and offer enclosed storage of clothes, sporting equipment, seasonal items, gardening equipment & other household furnishings. Comes with four (4) adjustable shelves and can be ordered with a hanging rod, additional shelves or left open. Door can be ordered "Left" or "Right-Side" operation.

C A B I N E T F E A T U R E S

- FULL STAINLESS STEEL INTERIORS - Drawer bodies/shelving/interiors are manufactured from the highest quality stainless steel (Type 304). *[Option: Galvanized (G90) interiors are available as an option.]*
- DOOR HINGES - Fully adjustable, European-style door hinges are nickel-plated for long life & durability.
- DOUBLE-WALL CONSTRUCTION - Exterior panels constructed from 20-gauge powder-coated steel; interior panels constructed from 18-gauge stainless and reinforced to form a rigid, solid cabinet.
- EXTERIOR FINISH - Furniture-grade powder coating provides a durable finish.
- HEAVY-DUTY CONSTRUCTION - Welded door/top/shelves forge rigid componentry.
- SOLID METAL HANDLES - Vault's® signature handles are available in your choice of several profiles & finish options.
- "QUICK-MOUNT" - Cabinets mount on Vault's® proprietary hanger bracket system, allowing "quick-release" to reposition easily or transport in the event of a move.
- INFINITELY SERVICEABLE - Vault® cabinets are designed to be infinitely serviceable. Parts such as drawer faces/doors, shelves, drawers, and surfaces can be replaced with new parts, meaning your investment in a Vault® cabinet will last a lifetime of use.

48" - W I D E C H E S T A R M O I R E

DESIGNER SERIES PRODUCT NUMBER: TC48

48" W I D E
24" D E E P
84" T A L L



The four foot wide Vault® Armoire will be one of the most valued cabinets you will own. This versatile cabinet offers a massive amount (56 cubic feet) of enclosed storage of clothes, sporting equipment, seasonal items, gardening equipment & other household furnishings. Comes with four (4) adjustable shelves and can be ordered with a hanging rod, additional shelves or left open.

C A B I N E T F E A T U R E S

- FULL STAINLESS STEEL INTERIORS - Drawer bodies/shelving/interiors are manufactured from the highest quality stainless steel (Type 304). *[Option: Galvanized (G90) interiors are available as an option.]*
- DOOR HINGES - Fully adjustable, European-style door hinges are nickel-plated for long life & durability.
- DOUBLE-WALL CONSTRUCTION – Exterior panels constructed from 20-gauge powder-coated steel; interior panels constructed from 18-gauge stainless and reinforced to form a rigid, solid cabinet.
- EXTERIOR FINISH - Furniture-grade powder coating provides a durable finish.
- HEAVY-DUTY CONSTRUCTION - Welded door/top/shelves forge rigid componentry.
- SOLID METAL HANDLES - Vault's® signature handles are available in your choice of several profiles & finish options.
- "QUIK-MOUNT" - Cabinets mount on Vault's® proprietary hanger bracket system, allowing "quick-release" to reposition easily or transport in the event of a move.
- INFINITELY SERVICEABLE - Vault® cabinets are designed to be infinitely serviceable. Parts such as drawer faces/doors, shelves, drawers, and surfaces can be replaced with new parts, meaning your investment in a Vault® cabinet will last a lifetime of use.

24" - WIDE OVERHEAD STORAGE CABINET

DESIGNER SERIES PRODUCT NUMBER: W242448

24" WIDE
24" DEEP
48" TALL



The tall vertical proportions of this overhead storage cabinet are a great way to maximize space with massive amounts of storage space in a narrow two-foot wide space. A great design idea is to stack this unit on top of other cabinets to maximize your storage needs and take advantage of tall ceiling heights. Supplied with two (2) adjustable shelves. Door can be ordered "Left" or "Right-Side" operation.

CABINET FEATURES

- FULL STAINLESS STEEL INTERIORS - Drawer bodies/shelving/interiors are manufactured from the highest quality stainless steel (Type 304). *[Option: Galvanized (G90) interiors are available as an option.]*
- DOOR HINGES - Fully adjustable, European-style door hinges are nickel-plated for long life & durability.
- DOUBLE-WALL CONSTRUCTION - Exterior panels constructed from 20-gauge powder-coated steel; interior panels constructed from 18-gauge stainless and reinforced to form a rigid, solid cabinet.
- EXTERIOR FINISH - Furniture-grade powder coating provides a durable finish.
- HEAVY-DUTY CONSTRUCTION - Welded door/top/shelves forge rigid componentry.
- SOLID METAL HANDLES - Vault's® signature handles are available in your choice of several profiles & finish options.
- "QUIK-MOUNT" - Cabinets mount on Vault's® proprietary hanger bracket system, allowing "quick-release" to reposition easily or transport in the event of a move.
- INFINITELY SERVICEABLE - Vault® cabinets are designed to be infinitely serviceable. Parts such as drawer faces/doors, shelves, drawers, and surfaces can be replaced with new parts, meaning your investment in a Vault® cabinet will last a lifetime of use.

48" - WIDE OVERHEAD STORAGE CABINET

DESIGNER SERIES PRODUCT NUMBER: W482448

48" WIDE
24" DEEP
48" TALL



This four-foot tall overhead storage cabinet by Vault® is two foot deep, making it perfect for storing large bulky items, from gardening tools to 5-gallon containers to car parts. A great storage idea is to stack this unit on top of a base cabinet or Armoire to maximize your space or take advantage of tall ceiling heights. Supplied with two (2) adjustable shelves.

CABINET FEATURES

- FULL STAINLESS STEEL INTERIORS - Drawer bodies/shelving/interiors are manufactured from the highest quality stainless steel (Type 304). *[Option: Galvanized (G90) interiors are available as an option.]*
- DOOR HINGES - Fully adjustable, European-style door hinges are nickel-plated for long life & durability.
- DOUBLE-WALL CONSTRUCTION – Exterior panels constructed from 20-gauge powder-coated steel; interior panels constructed from 18-gauge stainless and reinforced to form a rigid, solid cabinet.
- EXTERIOR FINISH - Furniture-grade powder coating provides a durable finish.
- HEAVY-DUTY CONSTRUCTION - Welded door/top/shelves forge rigid componentry.
- SOLID METAL HANDLES - Vault's® signature handles are available in your choice of several profiles & finish options.
- "QUIK-MOUNT" - Cabinets mount on Vault's® proprietary hanger bracket system, allowing "quick-release" to reposition easily or transport in the event of a move.
- INFINITELY SERVICEABLE - Vault® cabinets are designed to be infinitely serviceable. Parts such as drawer faces/doors, shelves, drawers, and surfaces can be replaced with new parts, meaning your investment in a Vault® cabinet will last a lifetime of use.

SPECIALTY CABINET: 18" - WIDE CHEST ARMOIRE

DESIGNER SERIES PRODUCT NUMBER: TC18

18" WIDE
24" DEEP
84" TALL



Our customers asked us to build this slim Armoire to store their skiing equipment. The slim proportions of this 18"-wide Armoire will fit into very tight spaces and make it ideal to store ski's and other tall items, such as gardening equipment, you wish to store safely. Can be ordered with your choice of four (4) adjustable shelves, a hanging rod for clothes or left open. Door can be ordered "Left" or "Right-Side" operation.

CABINET FEATURES

- FULL STAINLESS STEEL INTERIORS - Drawer bodies/shelving/interiors are manufactured from the highest quality stainless steel (Type 304). *[Option: Galvanized (G90) interiors are available as an option.]*
- DOOR HINGES - Fully adjustable, European-style door hinges are nickel-plated for long life & durability.
- DOUBLE-WALL CONSTRUCTION - Exterior panels constructed from 20-gauge powder-coated steel; interior panels constructed from 18-gauge stainless and reinforced to form a rigid, solid cabinet.
- EXTERIOR FINISH - Furniture-grade powder coating provides a durable finish.
- HEAVY-DUTY CONSTRUCTION - Welded door/top/shelves forge rigid componentry.
- SOLID METAL HANDLES - Vault's® signature handles are available in your choice of several profiles & finish options.
- "QUIK-MOUNT" - Cabinets mount on Vault's® proprietary hanger bracket system, allowing "quick-release" to reposition easily or transport in the event of a move.
- INFINITELY SERVICEABLE - Vault® cabinets are designed to be infinitely serviceable. Parts such as drawer faces/doors, shelves, drawers, and surfaces can be replaced with new parts, meaning your investment in a Vault® cabinet will last a lifetime of use.

SPECIALTY CABINET:
SHALLOW DEPTH
24" - WIDE CHEST ARMOIRE

DESIGNER SERIES PRODUCT NUMBER: TC24-12 Deep

24" WIDE
12" DEEP
84" TALL



This shallow depth Armoire cabinet was designed for clients who have a tight space needs requirements, such as a hallway or on the sidewall along a garage where clearance may be an issue with car doors.

Can be ordered with your choice of four (4) adjustable shelves, a hanging rod for clothes or left open. Door can be ordered "Left" or "Right-Side" operation.

CABINET FEATURES

- FULL STAINLESS STEEL INTERIORS - Drawer bodies/shelving/interiors are manufactured from the highest quality stainless steel (Type 304). *[Option: Galvanized (G90) interiors are available as an option.]*
- DOOR HINGES - Fully adjustable, European-style door hinges are nickel-plated for long life & durability.
- DOUBLE-WALL CONSTRUCTION - Exterior panels constructed from 20-gauge powder-coated steel; interior panels constructed from 18-gauge stainless and reinforced to form a rigid, solid cabinet.
- EXTERIOR FINISH - Furniture-grade powder coating provides a durable finish.
- HEAVY-DUTY CONSTRUCTION - Welded door/top/shelves forge rigid componentry.
- SOLID METAL HANDLES - Vault's® signature handles are available in your choice of several profiles & finish options.
- "QUICK-MOUNT" - Cabinets mount on Vault's® proprietary hanger bracket system, allowing "quick-release" to reposition easily or transport in the event of a move.
- INFINITELY SERVICEABLE - Vault® cabinets are designed to be infinitely serviceable. Parts such as drawer faces/doors, shelves, drawers, and surfaces can be replaced with new parts, meaning your investment in a Vault® cabinet will last a lifetime of use.

SPECIALTY CABINET:
SHALLOW DEPTH
30" - WIDE CHEST ARMOIRE

DESIGNER SERIES PRODUCT NUMBER: TC24-12 Deep

30" WIDE
18" DEEP
84" TALL



At 18" deep this Armoire is perfect for organizing tight space needs requirements, such as a hallway or on the sidewall along a garage where clearance may be an issue with car doors. The

Can be ordered with your choice of four (4) adjustable shelves, a hanging rod for clothes or left open. Door can be ordered "Left" or "Right-Side" operation.

CABINET FEATURES

- FULL STAINLESS STEEL INTERIORS - Drawer bodies/shelving/interiors are manufactured from the highest quality stainless steel (Type 304). [Option: Galvanized (G90) interiors are available as an option.]
- DOOR HINGES - Fully adjustable, European-style door hinges are nickel-plated for long life & durability.
- DOUBLE-WALL CONSTRUCTION - Exterior panels constructed from 20-gauge powder-coated steel; interior panels constructed from 18-gauge stainless and reinforced to form a rigid, solid cabinet.
- EXTERIOR FINISH - Furniture-grade powder coating provides a durable finish.
- HEAVY-DUTY CONSTRUCTION - Welded door/top/shelves forge rigid componentry.
- SOLID METAL HANDLES - Vault's® signature handles are available in your choice of several profiles & finish options.
- "QUICK-MOUNT" - Cabinets mount on Vault's® proprietary hanger bracket system, allowing "quick-release" to reposition easily or transport in the event of a move.
- INFINITELY SERVICEABLE - Vault® cabinets are designed to be infinitely serviceable. Parts such as drawer faces/doors, shelves, drawers, and surfaces can be replaced with new parts, meaning your investment in a Vault® cabinet will last a lifetime of use.

SPECIALTY CABINET:
SHALLOW DEPTH
48" - WIDE CHEST ARMOIRE

DESIGNER SERIES PRODUCT NUMBER: TC48-12 Deep

48" WIDE
12" DEEP
84" TALL



At 12" deep, this Armoire is perfect in tight spaces, such as a hallway or on the sidewall along a garage where clearance may be an issue with car doors. Its wide four foot width makes it very functional for storing sporting equipment, gallon containers, gardening equipment and other items you want to store.

Can be ordered with your choice of four (4) adjustable shelves, a hanging rod for clothes or left open.

CABINET FEATURES

- FULL STAINLESS STEEL INTERIORS - Drawer bodies/shelving/interiors are manufactured from the highest quality stainless steel (Type 304). *[Option: Galvanized (G90) interiors are available as an option.]*
- DOOR HINGES - Fully adjustable, European-style door hinges are nickel-plated for long life & durability.
- DOUBLE-WALL CONSTRUCTION - Exterior panels constructed from 20-gauge powder-coated steel; interior panels constructed from 18-gauge stainless and reinforced to form a rigid, solid cabinet.
- EXTERIOR FINISH - Furniture-grade powder coating provides a durable finish.
- HEAVY-DUTY CONSTRUCTION - Welded door/top/shelves forge rigid componentry.
- SOLID METAL HANDLES - Vault's® signature handles are available in your choice of several profiles & finish options.
- "QUIK-MOUNT" - Cabinets mount on Vault's® proprietary hanger bracket system, allowing "quick-release" to reposition easily or transport in the event of a move.
- INFINITELY SERVICEABLE - Vault® cabinets are designed to be infinitely serviceable. Parts such as drawer faces/doors, shelves, drawers, and surfaces can be replaced with new parts, meaning your investment in a Vault® cabinet will last a lifetime of use.

SPECIALTY CABINETS: BLIND CORNER BASE & WALL CABINETS

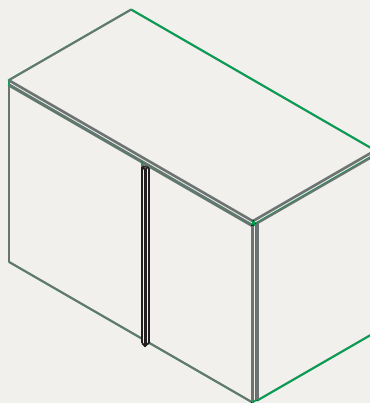
AVAILABLE IN 24", 36" or 48" WIDE CONFIGURATIONS
(Contact VAULT for more details)



One way to address corner treatments is with blind corner cabinets. These cabinets are designed to have one door next to a spacer panel. The spacer panel is not seen because it is covered by the cabinet coming in from the adjoining wall.

Available in a 24" & 48"-wide sizes in both upper (wall) cabinets and base (lower) configurations, these cabinets will reach into the corner and make the best use of this space.


- 24" cabinets feature a 10"-wide door
- 48" cabinets feature a 21.5"-wide door



V A U L T

DESIGNER SERIES

C U S T O M B U I L T



4

VAULT BRANDS, INC
12725 SW Millikan Way
Suite 344
Beaverton, Oregon 97005
Toll Free (866) 828-5810
<http://www.vaultgarage.com>
<http://www.facebook.com/vault.garage>